


High Current Fuses



MEGA® Fuses



MEGA® Clear Top Housing Fuse

MEGA® and MEGA® Clear Top Fuse Rated 32V

The MEGA® Fuse is designed for high current circuit protection up to 500A with “Diffusion Pill Technology.” The MEGA® Fuse also provides time delay characteristics. Designed and patented by Littelfuse, the MEGA® Fuse is ideal for battery and alternator protection application and other heavy gauge cables requiring ultra-high current protection.

Specifications

Interrupting Rating:	2000A @ 32 VDC
Voltage Rating:	32 VDC
Operating Temperature Range:	-40°C to + 125°C
Housing Material:	PPA-GF33HS
Flammability (UL 94):	HB
Clear Top Housing Material:	PES (top) PPA-GF33HS (bottom)
Terminals:	Copper (Silver plated copper available) M6 or M8 bolts available
Mounting Torque:	8-14 Nm M6 12-18 Nm M8
Complies with:	ISO 8820-5

RoHS

Ordering Information

Part Number	Rating	Package Size	Plating	Bolt Size	Bolt Hole Qty
0298xxx.ZXEH	80 - 250	500	None	M8	2
0298xxx.ZXH	300 - 500	500	None	M8	2
0298xxx.LUX1M8	80 - 500	500	None	M8	1
0298xxx.ZXB	40 - 250	500	Ag	M8	2
0298xxx.ZXA	80 - 500	500	None	M6	2
0298xxx.UXT	40 - 250	500	None	M8	2

MEGA Clear Top Housing Material Fuse

Time-Current Characteristics

% of Rating	Opening Time Min / Max (s)	
	40-250	300-500
75	- / -	14,400 s / -
100	14,400 s / -	- / -
135	120 s / 1800 s	- / -
200	1 s / 15 s	1 s / 15 s
350	0.300 s / 5 s	0.500 s / 5 s
600	0.100 s / 1 s	0.100 s / 1 s

Ratings

Part Number	Current Rating (A)	Font Color*	Typ. Voltage Drop (mV)	Cold Resistance (mΩ)	Wire (mm ²)	I ² t (A ² s)
0298040._1	40	-	132	2.510	4	8700
0298060._1	60	-	119	1.504	6	21000
0298080._	80	Red	87	0.720	10	21500
0298100._	100	Yellow	87	0.562	16	31100
0298125._	125	Green	80	0.423	16	57800
0298150._	150	Orange	92	0.352	25	100000
0298175._	175	White	86	0.294	25	168000
0298200._	200	Blue	83	0.257	35	204000
0298225._	225	Brown	82	0.222	35	257000
0298250._	250	Pink	82	0.201	50	389000
0298300._2	300	Grey	74 **	0.167	70	315000
0298350._2	350	Dark Green	68 **	0.138	70	500000
0298400._2	400	Purple	64 **	0.126	70	610000
0298450._2	450	Light Yellow	60 **	0.112	70	1050000
0298500._2	500	Brown	58 **	0.092	70	2050000

Note 1: Not mentioned in ISO standards Note 2: Short Circuit Protector only

* 0298xxx.ZXB has white font color on all ratings.

** Voltage Drop measurements for short circuit protectors taken at 75% of rated current.

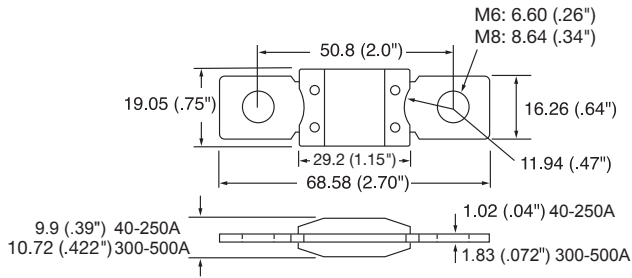
Littelfuse products are not designed for, and shall not be used for, any purpose (including, without limitation, automotive, military, aerospace, medical, life-saving, life-sustaining or nuclear facility applications, devices intended for surgical implant into the body, or any other application in which the failure or lack of desired operation of the product may result in personal injury, death, or property damage) other than those expressly set forth in applicable Littelfuse product documentation. Warranties granted by Littelfuse shall be deemed void for products used for any purpose not expressly set forth in applicable Littelfuse documentation. Littelfuse shall not be liable for any claims or damages arising out of products used in applications not expressly intended by Littelfuse as set forth in applicable Littelfuse documentation. The sale and use of Littelfuse products is subject to Littelfuse Terms and Conditions of Sale, unless otherwise agreed by Littelfuse.

High Current Fuses

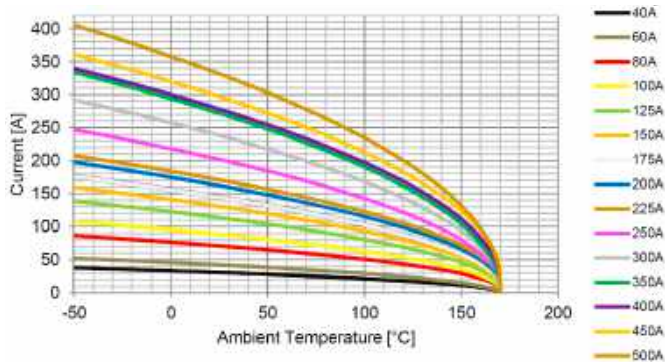
MEGA® Fuse Rated 32V

Dimensions

Dimensions in mm



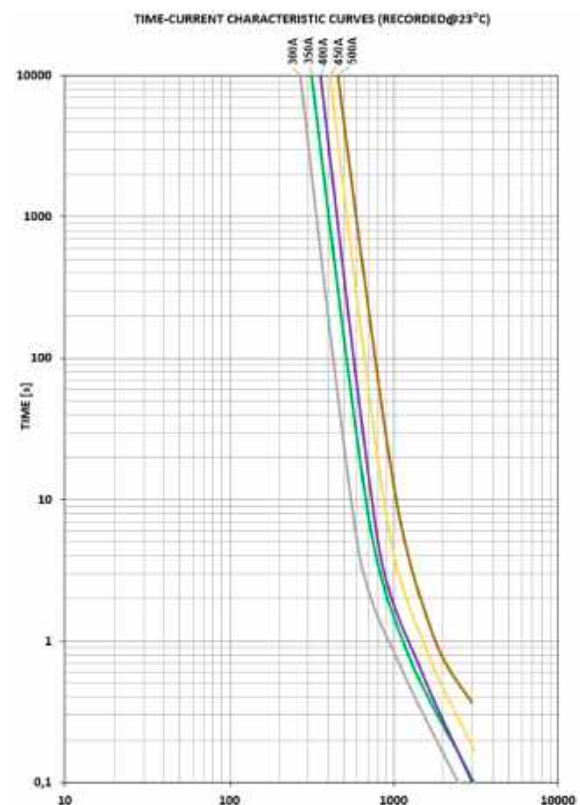
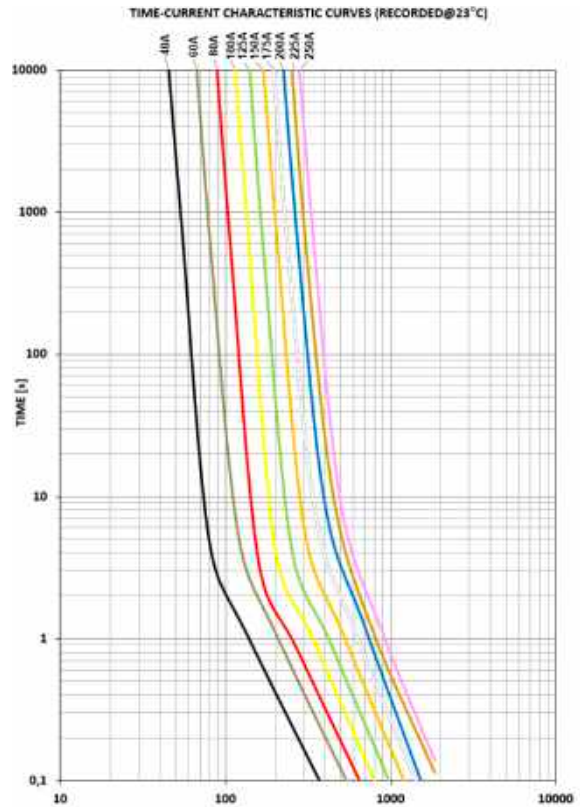
Typical Derating



Temperature Security Margin is 20%
Wire Cross Sections And Test Fixture acc. ISO 8820-5

max. allowed current load [A] at ambient temperature								
	-20°C	0°C	20°C	65°C	85°C	95°C	105°C	125°C
40A	35	33	31	26	23	22	20	17
60A	48	46	43	36	32	30	28	23
80A	81	76	72	61	55	52	49	41
100A	101	95	90	76	69	65	61	51
125A	129	123	116	98	88	83	78	66
150A	149	141	133	112	102	96	90	76
175A	164	156	147	124	112	106	99	84
200A	184	175	165	139	126	119	112	94
225A	194	184	174	147	134	127	119	101
250A	230	218	205	173	157	147	138	116
300A	272	258	242	204	184	174	162	136
350A	311	294	277	232	209	197	184	154
400A	317	300	283	239	216	204	191	161
450A	337	320	302	256	232	219	206	175
500A	378	358	337	284	257	242	227	191

Time-Current Characteristic Curves



Littelfuse products are not designed for, and shall not be used for, any purpose (including, without limitation, automotive, military, aerospace, medical, life-saving, life-sustaining or nuclear facility applications, devices intended for surgical implant into the body, or any other application in which the failure or lack of desired operation of the product may result in personal injury, death, or property damage) other than those expressly set forth in applicable Littelfuse product documentation. Warranties granted by Littelfuse shall be deemed void for products used for any purpose not expressly set forth in applicable Littelfuse documentation. Littelfuse shall not be liable for any claims or damages arising out of products used in applications not expressly intended by Littelfuse as set forth in applicable Littelfuse documentation. The sale and use of Littelfuse products is subject to Littelfuse Terms and Conditions of Sale, unless otherwise agreed by Littelfuse.